

HAWK

High Intensity Activated Crosswalk

WHAT IS A HAWK?

A High-Intensity Activated Crosswalk (HAWK) signal is a traffic control device designed to help pedestrians cross a mid-block crosswalk. The HAWK signal is only activated when a pedestrian is going to cross the street, which helps maintain constant traffic flow when not in use. **HAWK signals reduce pedestrian collisions at crosswalks by up to 69 percent.**

The HAWK signal also features ADA accessibility equipment, such as an audible tone and vibrating arrow button to help visually impaired individuals locate the push button.




DRIVERS - Instructions for drivers on how to use the HAWK Signal




DRIVE

Drive when signal is **DARK**. Always be alert for pedestrians.




SLOW DOWN

FLASHING YELLOW signal is the same as a traffic warning flasher. Signal indicates a pedestrian is going to cross the street.




PREPARE TO STOP

Reduce speed and be prepared to stop when the signal is **SOLID YELLOW**. Same as a traffic signal before it turns red.



STOP

The **SOLID DOUBLE RED** signal indicates drivers are required to STOP and remain stopped. Same as a traffic signal red light.



STOP FIRST

The alternating **FLASHING DOUBLE RED** signal indicates drivers should STOP, the same as a stop sign. Then proceed if there are no pedestrians present.

PEDESTRIANS - Instructions for pedestrians on how to use the HAWK Signal when crossing



PUSH THE BUTTON

Push the button to activate the HAWK signal. Wait for the WALK signal to appear.



START CROSSING

Make sure all vehicles have seen you and are stopped. **Start crossing**, always be alert of traffic.



FINISH CROSSING

The **Countdown timer** will alert you how much time remains to complete crossing.



STOP + WAIT

Do **NOT** cross while **STOP HAND** signal is on.

QUESTIONS?

Please contact Engineering Division at Brandon.anderson@applevalleymn.gov or call 952-953-2400.